

Архангельск (8182)63-90-72 Астана (7172)727-132 Астрахань (8512)99-46-04 Барнаул (3852)73-04-60 Белгород (4722)40-23-64 Брянск (4832)59-03-52 Владивосток (423)249-28-31 Волгоград (844)278-03-48
 Вологда (8172)26-41-59 Воронеж (473)204-51-73 Екатеринбург (343)384-55-89 Иваново (4932)77-34-06 Ижевск (3412)26-03-58 Казань (843)206-01-48 Калининград (4012)72-03-81 Калуга (4842)92-23-67
 Кемерово (3842)65-04-62 Киров (8332)68-02-04 Краснодар (861)203-40-90 Красноярск (391)204-63-61 Курск (4712)77-13-04 Липецк (4742)52-20-81 Магнитогорск (3519)55-03-13 Москва (495)268-04-70
 Мурманск (8152)59-64-93 Набережные Челны (8552)20-53-41 Нижний Новгород (831)429-08-12 Новокузнецк (3843)20-46-81 Новосибирск (383)227-86-73 Омск (3812)21-46-40 Орел (4862)44-53-42
 Оренбург (3532)37-68-04 Пенза (8412)22-31-16 Пермь (342)205-81-47 Ростов-на-Дону (863)308-18-15 Рязань (4912)46-61-64 Самара (846)206-03-16 Санкт-Петербург (812)309-46-40 Саратов (845)249-38-78
 Севастополь (8692)22-31-93 Симферополь (3652)67-13-56 Смоленск (4812)29-41-54 Сочи (862)225-72-31 Ставрополь (8652)20-65-13 Сургут (3462)77-98-35 Тверь (4822)63-31-35 Томск (3822)98-41-53
 Тула (4872)74-02-29 Тюмень (3452)66-21-18 Ульяновск (8422)24-23-59 Уфа (347)229-48-12 Хабаровск (4212)92-98-04 Челябинск (351)202-03-61 Череповец (8202)49-02-64 Ярославль (4852)69-52-93


Единый адрес: ath@nt-rt.ru | <http://albright.nt-rt.ru>

Application	Interrupted	Uninterrupted
Thermal Current Rating (I_{th})	100A	125A
Intermittent Current Rating:		
30% Duty	185A	230A
40% Duty	160A	200A
50% Duty	140A	175A
60% Duty	130A	160A
70% Duty	120A	150A
Rated Fault Current Breaking Capacity (I_{cn}) 5ms Time Constant: (in accordance with UL583*)		
SW92	800A at 48V	
SW92B	800A at 80V	
Maximum Recommended Contact Voltages (U_c):		
SW92	48V D.C.	60V D.C.
SW92B	96V D.C.	
Typical Voltage Drop per pole across New Contacts at 100A:		
Normally Open	40mV	
Mechanical M.T.B.F.	>5 x 10 ⁶	
Coil Voltage Available (U_c) (Rectifier board required for A.C.)	From 6 to 240V D.C.	
Coil Power Dissipation:		
Highly Intermittent Rated Types	20 - 30 Watts	
Intermittently Rated types	15 - 20 Watts	
Prolonged Rated Types	13 - 15 Watts	
Continuously Rated Types	7 - 13 Watts	
Maximum Pull-In Voltage (Coil at 20° C) Guideline:		
Highly Intermittent Rated types (Max 25% Duty Cycle)	60% U_s	
Intermittently Rated types (Max 70% Duty Cycle)	60% U_s	
Prolonged Operation (Max 90% Duty Cycle)	60% U_s	
Continuously Rated Types (100% Duty Cycle)	66% U_s	
Drop-Out Voltage Range	10 - 25% U_s	
Typical Pull-In Time (N/O Contacts to Close):	20ms	
Typical Drop-Out Time (N/O Contacts to Open):		
Without Suppression	5ms	
With Diode Suppression	50ms	
With Diode and Resistor (Subject to resistance value)	8 - 20ms	
Main Contact Change over time (milliseconds):		
Normally Closed to Normally Open	7ms	
Normally Open to Normally Closed	4ms	
Typical Contact Bounce Period	3ms	
Operating Ambient Temperature	-40° C to +60° C	
Guideline Contactor Weight:		
SW92	910 gms	
Per Auxiliary	+20 gms	
With Blowouts	+50 gms	
Auxiliary Details		
Auxiliary Thermal Current Rating	5A	
Auxiliary Contact Switching Capabilities (Resistive Load):		
SW92A	SW92C	
5A at 24V D.C.		
2A at 48V D.C.		
0.5A at 240V D.C.		
Advised Connection Sizes for Maximum Continuous Current		
Copper busbar	80mm ² [0.124inch ²]	
Cable	Rated suitable for Application	
Key: ▶ = Interrupted ▶ = Uninterrupted		
Note: Where applicable values shown are at 20° C		
* Please check our web site for product UL status		

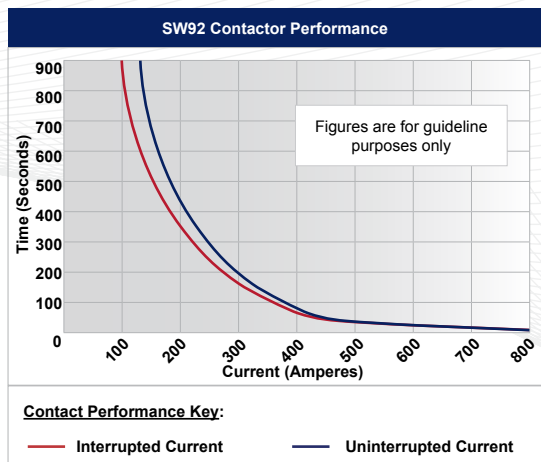
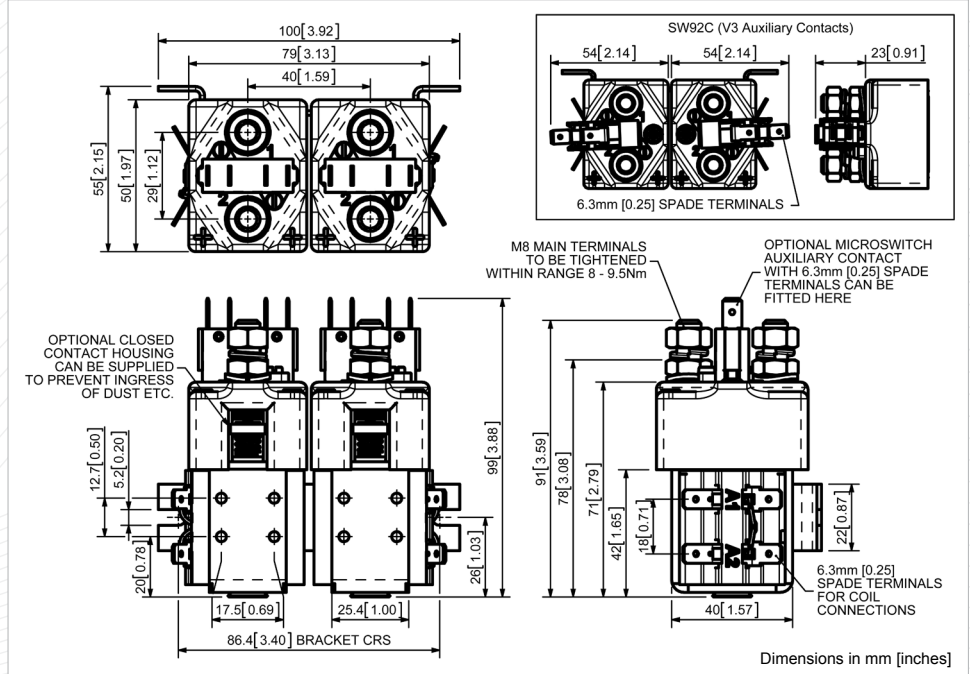
The SW92 has been designed for direct current loads. Developed for both interrupted and uninterrupted loads, the SW92 is suitable for switching Resistive, Capacitive and Inductive loads.

- **Interrupted current** - opening and closing on load with frequent switching (results in increased contact resistance).
- **Uninterrupted current** - no or infrequent load switching requirements (maintains a lower contact resistance).

The SW92 features single pole double breaking main contacts with silver alloy tips, which are weld resistant, hard wearing and have excellent conductivity. The SW92 has M8 stud main terminals and 6.3mm spade coil connections. Mounted using supplied brackets, can be horizontal or vertical, when vertical the M8 contact studs should point upwards. If the requirement is for downwards orientation we can adjust the contactor to compensate for this.



SW92A



SW92 Available Options		
General		Suffix
Auxiliary Contacts	○	A
Auxiliary Contacts - V3	○	C
Magnetic Blowouts†	○	B
Magnetic Blowouts - High Powered†	○	B
Armature Cap	○	
Mounting Brackets (See Stud Range Catalogue)	●	
Magnetic Latching† (Not fail safe)	○	M
Closed Contact Housing†	○	
Environmentally Protected IP66 (see SW92P Catalogue sheet)	○	
EE Type (Steel Shroud)	X	
Contacts		
Large Tips	○	L
Textured Tips	○	T
Silver Plating	X	
Coil		
AC Rectifier Board (Fitted)	X	
Coil Suppression†	○	
Flying Leads	○	
Manual Override Operation	○	
M4 Stud Terminals	X	
M5 Terminal Board	○	
Vacuum Impregnation	○	
Key: Optional ○ Standard ● Not Available X		
† Connections become polarity sensitive		
‡ Open Housing Available		

