

Архангельск (8182)63-90-72 Астана (7172)727-132 Астрахань (8512)99-46-04 Барнаул (3852)73-04-60 Белгород (4722)40-23-64 Брянск (4832)59-03-52 Владивосток (423)249-28-31 Волгоград (844)278-03-48 Вологда (8172)26-41-59 Воронеж (473)204-51-73 Екатеринбург (343)384-55-89 Иваново (4932)77-34-06 Ижевск (3412)26-03-58 Казань (843)206-01-48 Калининград (4012)72-03-81 Калуга (4842)92-23-67 Кемерово (3842)65-04-62 Киров (8332)68-02-04 Краснодар (861)203-40-90 Красноярск (391)204-63-61 Курск (4712)77-13-04 Липецк (4742)52-20-81 Магнитогорск (3519)55-03-13 Москва (495)268-04-70 Мурманск (8152)59-64-93 Набережные Челны (8552)20-53-41 Нижний Новгород (831)429-08-12 Новокузнецк (3843)20-46-81 Новосибирск (383)227-86-73 Омск (3812)21-46-40 Орел (4862)44-53-42 Оренбург (3532)37-68-04 Пенза (8412)22-31-16 Пермь (342)205-81-47 Ростов-на-Дону (863)308-18-15 Рязань (4912)46-61-64 Самара (846)206-03-16 Санкт-Петербург (812)309-46-40 Саратов (845)249-38-78 Севастополь (8692)22-31-93 Симферополь (3652)67-13-56 Смоленск (4812)29-41-54 Сочи (862)225-72-31 Ставрополь (8652)20-65-13 Сургут (3462)77-98-35 Тверь (4822)63-31-35 Томск (3822)98-41-53 Тула (4872)74-02-29 Тюмень (3452)66-21-18 Ульяновск (8422)24-23-59 Уфа (347)229-48-12 Хабаровск (4212)92-98-04 Челябинск (351)202-03-61 Череповец (8202)49-02-64 Ярославль (4852)69-52-93

Единый адрес: ath@nt-rt.ru | <http://albright.nt-rt.ru>

The SW560 is designed for use in telecommunication and power distribution applications where an uninterrupted load is switched. These contactors are primarily for use with Direct Current loads but can also be used with Alternating Currents.

- Uninterrupted current - no or infrequent load switching requirements (maintains lower contact resistance).

Application	Uninterrupted
Thermal Current Rating (I_{th})	600A
Intermittent Current Rating:	
30% Duty	1095A
40% Duty	950A
50% Duty	850A
60% Duty	775A
70% Duty	715A
Rated Fault Current Breaking Capacity (I_{cn}) Resistive Load: (in accordance with UL508*)	
SW560	900A at 60V D.C.

Maximum Recommended Contact Voltages (U_e):	
SW560	60V D.C.
Typical Voltage Drop per pole across New Contacts at 100A	<50mV
Mechanical M.T.B.F	>1 x 10 ⁶
Coil Voltage Available (U_s) (Rectifier board required for A.C.)	From 6 to 240V A.C./D.C.
Coil Power Dissipation:	
Highly Intermittent Rated Types	40 - 50 Watts
Intermittently Rated Types	30 - 40 Watts
Prolonged Rated Types	15 - 30 Watts
Continuously Rated Types	10 - 15 Watts

Maximum Pull-In Voltage (Coil at 20° C) Guideline:	
Highly Intermittent Rated types (Max 25% Duty Cycle)	60% U_s
Intermittently Rated types (Max 70% Duty Cycle)	60% U_s
Prolonged Operation (Max 90% Duty Cycle)	60% U_s
Continuously Rated Types (100% Duty Cycle)	66% U_s
Drop-Out Voltage Range	10 - 30% U_s
Typical Pull-In Time	30ms
Typical Drop-Out Time (N/O Contacts to Open):	
Without Suppression	8ms
With Diode Suppression	60ms
With Diode and Resistor (Subject to resistance value)	25ms
Typical Contact Bounce Period	< 5ms
Operating Ambient Temperature	- 40°C to + 60°C
Guideline Contactor Weight:	
SW560	1100 gms
With Auxiliary	+ 20 gms

Auxiliary Details	
Auxiliary Thermal Current Rating	5A
Auxiliary Contact Switching Capabilities (Resistive Load):	
SW560A	SW560C
	5A at 24V D.C.
	2A at 48V D.C.
	0.5A at 240V D.C.

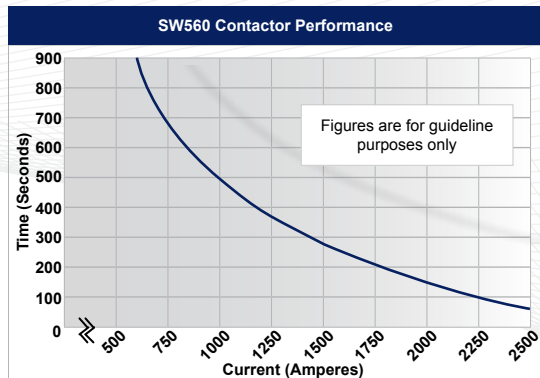
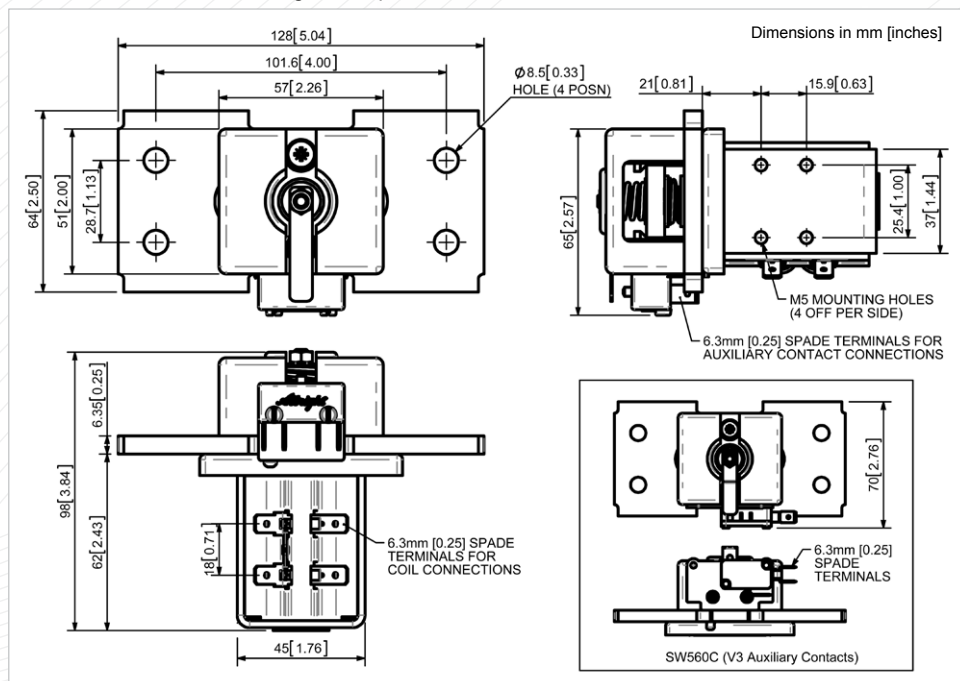
Advised Connection Sizes for Maximum Continuous Current	
Copper busbar	387mm ² [0.6inch ²]
Cable	Rated suitable for Application

Key: = Uninterrupted
Note: Where applicable values shown are at 20°C
 * Please check our web site for product UL status

The SW560 features double breaking main contacts with silver alloy tips which are weld resistant, hard wearing and have excellent conductivity. Silver plating on the main contacts is standard for the SW560 however, optionally it can be excluded from the specification. This compact contactor can be busbar mounted vertically or horizontally, but if mounted vertically, the coil should be at the bottom. If the coil is required at the top, we can adjust the contactor to compensate for this. Optional extras include auxiliary switches, brackets, coil finishes and magnetic latching which allows the contactor to remain closed while consuming no coil power.



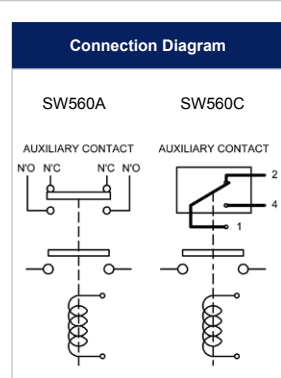
SW560A



Contact Performance Key:
 — Uninterrupted Current

SW560 Available Options

General	Suffix
Auxiliary Contacts	○ A
Auxiliary Contacts - V3	○ C
Magnetic Blowouts†	X
Magnetic Blowouts - High Powered†	X
Armature Cap	X
Mounting Brackets (see Busbar Series Catalogue)	○
Magnetic Latching† (Not fail safe)	○ M
Closed Contact Housing	X
Environmentally Protected IP66	X
EE Type (Steel Shroud)	X



Contacts	
Large Tips	X
Textured Tips	X
Silver Plating (fitted as standard)	○
Coil	
AC Rectifier Board (Fitted)	○
Coil Suppression†	○
Flying Leads	○ F
Manual Override Operation	○
M4 Stud Terminals	X
M5 Terminal Board	X
Vacuum Impregnation	○

Key: Optional ○ Standard ● Not Available X
 † Connections become polarity sensitive