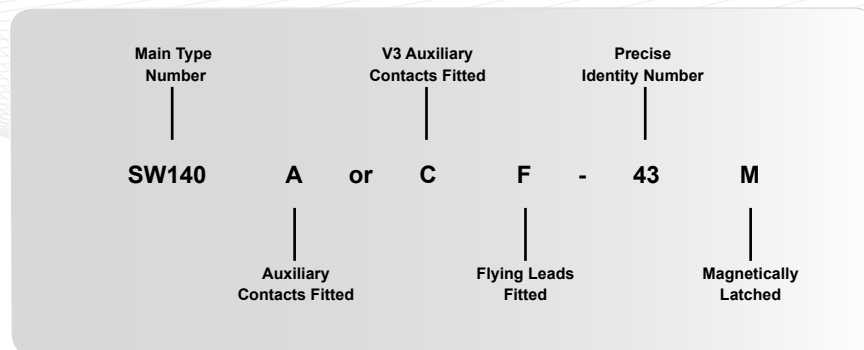


Introducing the Busbar Series of Contactors

A unique range of heavy duty contactors designed for use within the Telecommunications market or for applications with Uninterrupted Direct Current loads. An Uninterrupted current is when a switch has no or limited load switching requirements and maintains a lower contact resistance. Our busbar contactors feature double breaking main contacts with silver alloy contact tips, which are weld resistant, hard wearing and have excellent conductivity. Furthermore, they are not polarity sensitive and therefore can be used for switching A.C. currents. Electrical connections follow industry standards, with 4.7mm or 6.3mm spades or alternatively flying leads. Main fixed contact connection is by means of suitable bolt holes.

Albright Busbar Contactor Part Number

Our Busbar series is divided into types based on thermal current specification which are comprised of contactors grouped according to their configuration e.g. Single Pole, Single Throw. The part number is completed by a unique identity number and the specification of the contactor indicated by a letter suffix. The diagram below details the options and associated suffixes which are relevant to the busbar range.




Note: Not all options are available for every contactor type, please see table on page 2 for details.

Contactors in Busbar Series		
Current	Configuration	Type
140	Single Pole Single Throw 1U	SW140
150	Single Pole Single Throw	SW150 ¹
225	Single Pole Single Throw 1U	SW225
250	Single Pole Single Throw	SW250 ¹
300	Single Pole Single Throw	SW260 ²
300	Single Pole Single Throw	SW300 ¹
300	Single Pole Single Throw 1U	SW301
400	Single Pole Single Throw	SW400 ¹
500	Single Pole Single Throw	SW500 ¹
500	Double Pole Single Throw	SW520
600	Single Pole Single Throw	SW560 ¹
600	Single Pole Single Throw	SW600 ³
800	Single Pole Single Throw	SW800 ¹
800	Single Pole Double Throw	SW802
1200	Single Pole Single Throw	SW1000 ¹
1200	Single Pole Double Throw	SW1002
1800	Single Pole Single Throw	SW1500 ¹
1800	Single Pole Double Throw	SW1502
2000	Single Pole Single Throw	SW2000
2400	Single Pole Single Throw	SW2400

По вопросам продаж и поддержки обращайтесь:

Архангельск (8182)63-90-72 Астана (7172)727-132 Астрахань (8512)99-46-04 Барнаул (3852)73-04-60 Белгород (4722)40-23-64 Брянск (4832)59-03-52 Владивосток (423)249-28-31 Волгоград (844)278-03-48 Вологда (8172)26-41-59 Воронеж (473)204-51-73 Екатеринбург (343)384-55-89 Иваново (4932)77-34-06 Ижевск (3412)26-03-58 Казань (843)206-01-48 Калининград (4012)72-03-81 Калуга (4842)92-23-67 Кемерово (3842)65-04-62 Киров (8332)68-02-04 Краснодар (861)203-40-90 Красноярск (391)204-63-61 Курск (4712)77-13-04 Липецк (4742)52-20-81 Магнитогорск (3519)55-03-13 Москва (495)268-04-70 Мурманск (8152)59-64-93 Набережные Челны (8552)20-53-41 Нижний Новгород (831)429-08-12 Новокузнецк (3843)20-46-81 Новосибирск (383)227-86-73 Омск (3812)21-46-40 Орел (4862)44-53-42 Оренбург (3532)37-68-04 Пенза (8412)22-31-16 Пермь (342)205-81-47 Ростов-на-Дону (863)308-18-15 Рязань (4912)46-61-64 Самара (846)206-03-16 Санкт-Петербург (812)309-46-40 Саратов (845)249-38-78 Севастополь (8692)22-31-93 Симферополь (3652)67-13-56 Смоленск (4812)29-41-54 Сочи (862)225-72-31 Ставрополь (8652)20-65-13 Сургут (3462)77-98-35 Тверь (4822)63-31-35 Томск (3822)98-41-53 Тула (4872)74-02-29 Тюмень (3452)66-21-18 Ульяновск (8422)24-23-59 Уфа (347)229-48-12 Хабаровск (4212)92-98-04 Челябинск (351)202-03-61 Череповец (8202)49-02-64 Ярославль (4852)69-52-93



Operating Coils

Coil voltages ranging from 6 to 240v are available which are wound for D.C. operation. However, the majority of coils can be fitted with a bridge rectifier for use with A.C. supplies. Coils are wound with pull-in voltages (coils at 20°C) approximately 66% of the rated voltage (Continuous) or 60% (Prolonged, Intermittent Or Very Intermittent), and drop-out voltage nominally greater than 10% of the rated voltage. Variations from these pull-in and drop-out figures can be engineered to suit particular applications.

Coil Ratings Terminology

Continuous (CO):

- 100% duty cycle. Continuous operation. Weakest power coil dictating that a weaker, when compared to the intermittent equivalent, return spring is used. This does not give the best switching characteristics for applications switching frequently on load.

Intermittent (INT):

- Up to 70% duty cycle, up to 15 minutes continuous energisation. High power in coil allowing strong return spring to be used, giving good switching characteristics. Typically this rating is used with magnetic latching contactors.

Prolonged (PO):

- Up to 90% duty cycle, up to 54 minutes continuous energisation. Coil is more powerful than continuous, weaker than intermittent equivalent. The return spring is stronger than continuous but weaker than intermittent.

Highly Intermittent (HO):

- Up to 25% duty cycle, up to 3 minutes continuous energisation. Highest power in coil allowing strongest return spring to be used, giving good switching characteristics.

Summary of Options Available

Contactor Type	General Options				Contact Options	Coil Options						
	Auxiliary Contacts 'A'	V3 Auxiliary Contacts 'C'	Mounting Brackets	Magnetic Latching 'M' 1		Silver Plating on Contacts 2	AC Rectifier Board	Coil Suppression 1	Flying Leads 'F'	Manual Override Operation	M5 Terminal Board	Vacuum Impregnation
SW140	○	X	●	○	○	X	○	●	○	X	○	
SW150	○	○	○	○	○	○	○	○	○	○	○	
SW225	○	X	●	○	○	X	○	●	○	X	○	
SW250	○	○	○	○	○	○	○	○	○	○	○	
SW260	○	○	○	○	○	○	○	○	○	X	○	
SW300	○	○	○	○	○	○	○	○	○	○	○	
SW301	○	X	●	○	○	X	○	●	○	X	○	
SW400	○	○	○	○	○	○	○	○	○	○	○	
SW500	○	○	○	○	○	○	○	○	○	X	○	
SW520	○	○	○	○	○	○	○	○	○	X	○	
SW560	○	○	○	○	○	○	○	○	○	X	○	
SW600	○	○	○	○	○	○	○	○	○	X	○	
SW602	○	○	○	○	○	○	○	○	○	X	○	
SW800	○	○	○	○	○	○	○	○	○	X	○	
SW802	○	○	○	○	○	○	○	○	○	X	○	
SW1000	○	○	○	○	○	○	○	○	○	X	○	
SW1002	○	○	○	○	○	○	○	○	○	X	○	
SW1500	○	○	○	○	○	○	○	○	○	X	○	
SW1502	○	○	○	○	○	○	○	○	○	X	○	
SW2000	○	○	○	○	○	○	○	○	○	X	○	
SW2400	○	○	○	○	○	○	○	○	○	X	○	

Key: Optional ○ Standard ● Not Available X

¹ Coil connection becomes polarity sensitive, ² Fitted as standard

Busbar Options

The options featured are available for the Busbar contactor range. For full descriptions, please refer to our Product Range catalogue or web site glossary.

Auxiliary Contacts

Manual Override Operation

Configurable Busbars

Silver Plating

A.C. Rectifier Board

Vacuum Impregnation

Magnetic Latching

Amp Tags

M5 Terminal Board

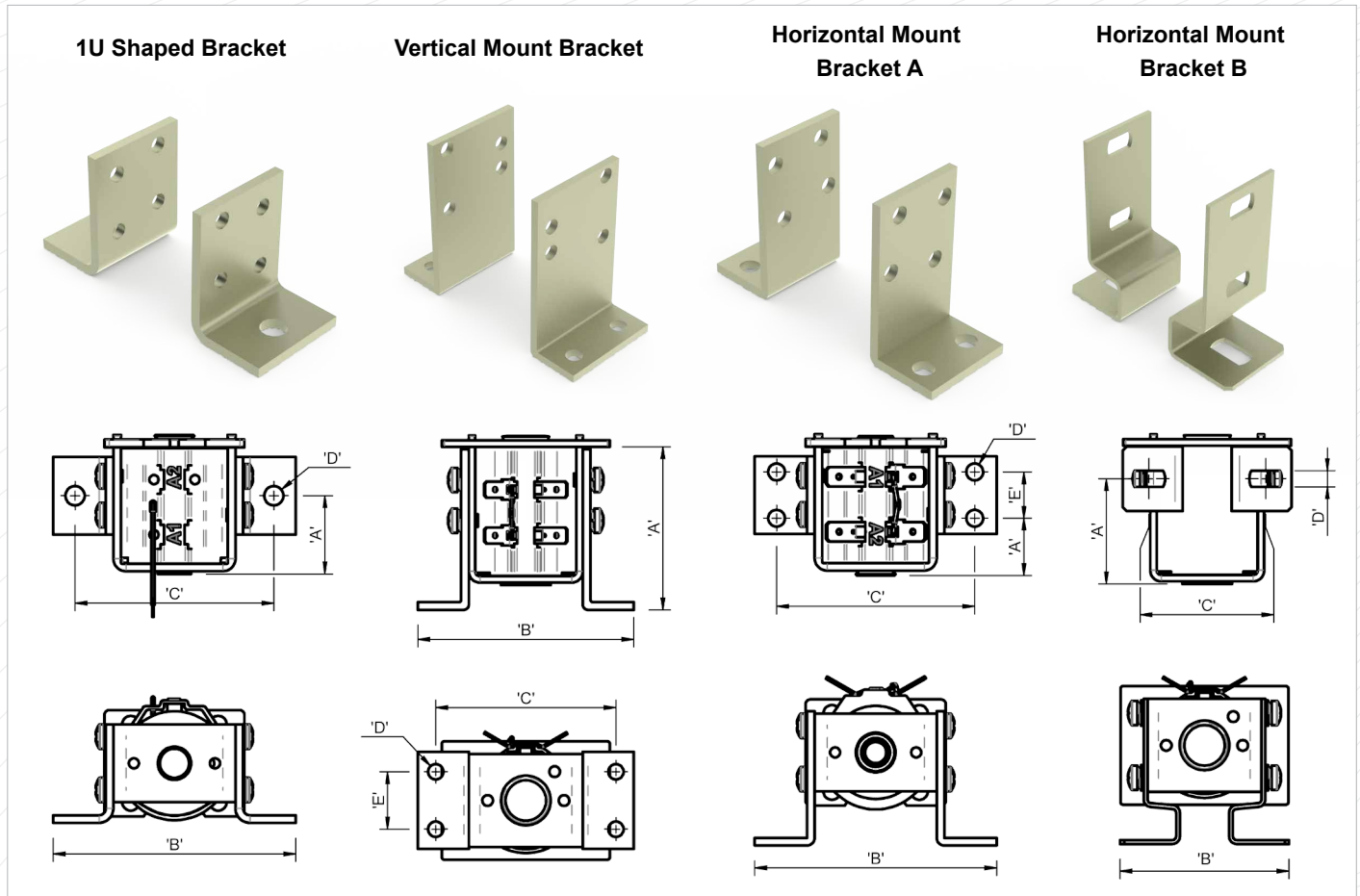
Flying Leads

Coil Suppression

Please refer to table opposite for available options for each type

Mounting Bracket Options

Our busbar contactors can be mounted vertically or horizontally, but if vertically then the coils should be at the bottom. Mounting is by means of tapped holes in the switch frame or with a range of mounting brackets (complete with screws and washers). In the event that these would not be suitable Albright can design and manufacture customer specific solutions. The mounting bracket options are detailed as per below.



Bracket Dimensions

Contactor Type: SW140, SW150, SW225, SW250, SW300, RW150, RW250, RW300						
1U Shaped Bracket*		Vertical Mount Bracket		Horizontal Mount Bracket A		
		Part Number 2070-40		Part Number 2072-447		
	mm	inches	mm	inches	mm	inches
A	25.3	0.99	47	1.85	18.7	0.73
B	79	3.11	79	3.11	79	3.11
C	65	2.56	65	2.56	64.8	2.55
D	Ø6.3	Ø0.25	Ø5.5	Ø0.21	Ø5.5	Ø0.21
E	-	-	15.1	0.59	15.1	0.59

* Fitted as standard (applicable only for SW140, SW225 and SW301)


Contactor Type: SW600, SW800, RW800						
1U Shaped bracket		Vertical Mount Bracket		Horizontal Mount Bracket B		
		Part Number 2155-165		Part Number 2065-167A		
	mm	inches	mm	inches	mm	inches
A	-	-	72	2.83	51	2.00
B	-	-	98	3.85	80	3.15
C	-	-	84.4	3.32	59.5	2.34
D	-	-	Ø6.0	Ø0.23	Ø6.3	Ø0.25
E	-	-	22.5	0.88	-	-

Contactor Type: SW260, SW400, SW500, SW560, RW400, RW500, RW560						
1U Shaped Bracket		Vertical Mount Bracket		Horizontal Mount Bracket B		
		Part Number 2155-165		Part Number 2065-167A		
	mm	inches	mm	inches	mm	inches
A	-	-	64	2.52	41	1.61
B	-	-	85	3.34	66	2.60
C	-	-	70.7	2.78	45.8	1.80
D	-	-	Ø6.0	Ø0.23	Ø6.3	Ø0.25
E	-	-	22.5	0.88	-	-

Contactor Type: SW1000, SW1500, SW2000, SW2400, RW1000, RW1500						
1U Shaped Bracket		Vertical Mount Bracket		Horizontal Mount Bracket		
		Part Number 2800-38				
	mm	inches	mm	inches	mm	inches
A	-	-	98	3.85	-	-
B	-	-	135	5.31	-	-
C	-	-	106.7	4.20	-	-
D	-	-	Ø6.3	Ø0.25	-	-
E	-	-	22.5	0.88	-	-

По вопросам продаж и поддержки обращайтесь:

Архангельск (8182)63-90-72 Астана (7172)727-132 Астрахань (8512)99-46-04 Барнаул (3852)73-04-60 Белгород (4722)40-23-64 Брянск (4832)59-03-52 Владивосток (423)249-28-31 Волгоград (844)278-03-48 Вологда (8172)26-41-59 Воронеж (473)204-51-73 Екатеринбург (343)384-55-89 Иваново (4932)77-34-06 Ижевск (3412)26-03-58 Казань (843)206-01-48 Калининград (4012)72-03-81 Калуга (4842)92-23-67 Кемерово (3842)65-04-62 Киров (8332)68-02-04 Краснодар (861)203-40-90 Красноярск (391)204-63-61 Курск (4712)77-13-04 Липецк (4742)52-20-81 Магнитогорск (3519)55-03-13 Москва (495)268-04-70 Мурманск (8152)59-64-93 Набережные Челны (8552)20-53-41 Нижний Новгород (831)429-08-12 Новокузнецк (3843)20-46-81 Новосибирск (383)227-86-73 Омск (3812)21-46-40 Орел (4862)44-53-42 Оренбург (3532)37-68-04 Пенза (8412)22-31-16 Пермь (342)205-81-47 Ростов-на-Дону (863)308-18-15 Рязань (4912)46-61-64 Самара (846)206-03-16 Санкт-Петербург (812)309-46-40 Саратов (845)249-38-78 Севастополь (8692)22-31-93 Симферополь (3652)67-13-56 Смоленск (4812)29-41-54 Сочи (862)225-72-31 Ставрополь (8652)20-65-13 Сургут (3462)77-98-35 Тверь (4822)63-31-35 Томск (3822)98-41-53 Тула (4872)74-02-29 Тюмень (3452)66-21-18 Ульяновск (8422)24-23-59 Уфа (347)229-48-12 Хабаровск (4212)92-98-04 Челябинск (351)202-03-61 Череповец (8202)49-02-64 Ярославль (4852)69-52-93



ED Series		
Current	Configuration	Type
80	Single Pole On/Off	ED80
125	Single Pole On/Off	ED125
150	Single Pole On/Off	ED150
250	Single Pole On/Off	ED250
250	Double Pole On/Off	ED252
400	Double Pole On/Off	ED402
1200	Single Pole Single Throw On/Off	ED1200
1800	Single Pole Single Throw On/Off	ED1800

SD Series		
Current	Configuration	Type
125	Single Pole On/Off with Manual Disconnect	SD150
200	Single Pole On/Off with Manual Disconnect	SD200
250	Single Pole On/Off with Manual Disconnect	SD250
300	Single Pole On/Off with Manual Disconnect	SD300

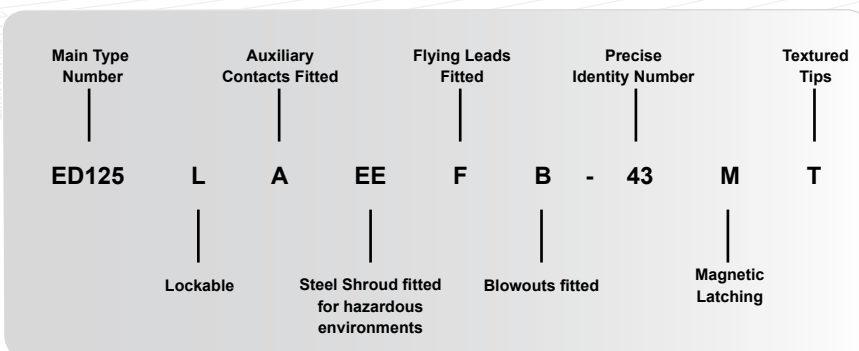
Introducing the Emergency/Combined Disconnect Series

A unique series of heavy duty Emergency/Combined Disconnects designed to provide a rapid means of disconnecting batteries or other power supplies in the event of serious electrical faults.

These are primarily used with battery powered vehicles they are also suitable for use with static power systems. All types are capable of safely rupturing full load battery currents in the event of an emergency.

Albright Emergency/Combined Disconnect Switch Part Number

Our Emergency/Combined Disconnect switch series is divided into types based on thermal current specification which are comprised of switches grouped according to their configuration. The part number is completed by a precise identity number and the specification of the switch indicated by a letter suffix. The diagram below details the options and associated suffixes which are relevant to the Emergency/Combined Disconnect switch series.

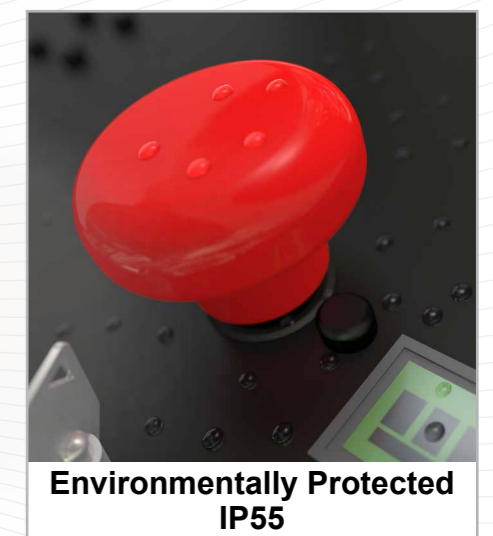








По вопросам продаж и поддержки обращайтесь:


Архангельск (8182)63-90-72 Астана (7172)727-132 Астрахань (8512)99-46-04 Барнаул (3852)73-04-60 Белгород (4722)40-23-64 Брянск (4832)59-03-52 Владивосток (423)249-28-31 Волгоград (844)278-03-48 Вологда (8172)26-41-59 Воронеж (473)204-51-73 Екатеринбург (343)384-55-89 Иваново (4932)77-34-06 Ижевск (3412)26-03-58 Казань (843)206-01-48 Калининград (4012)72-03-81 Калуга (4842)92-23-67 Кемерово (3842)65-04-62 Киров (8332)68-02-04 Краснодар (861)203-40-90 Красноярск (391)204-63-61 Курск (4712)77-13-04 Липецк (4742)52-20-81 Магнитогорск (3519)55-03-13 Москва (495)268-04-70 Мурманск (8152)59-64-93 Набережные Челны (8552)20-53-41 Нижний Новгород (831)429-08-12 Новокузнецк (3843)20-46-81 Новосибирск (383)227-86-73 Омск (3812)21-46-40 Орен (4862)44-53-42 Оренбург (3532)37-68-04 Пенза (8412)22-31-16 Пермь (342)205-81-47 Ростов-на-Дону (863)308-18-15 Рязань (4912)46-61-64 Самара (846)206-03-16 Санкт-Петербург (812)309-46-40 Саратов (845)249-38-78 Севастополь (8692)22-31-93 Симферополь (3652)67-13-56 Смоленск (4812)29-41-54 Сочи (862)225-72-31 Ставрополь (8652)20-65-13 Сургут (3462)77-98-35 Тверь (4822)63-31-35 Томск (3822)98-41-53 Тула (4872)74-02-29 Тюмень (3452)66-21-18 Ульяновск (8422)24-23-59 Уфа (347)229-48-12 Хабаровск (4212)92-98-04 Челябинск (351)202-03-61 Череповец (8202)49-02-64 Ярославль (4852)69-52-93

Emergency/Combined Disconnect Options

The options featured are available for the Emergency/Combined Disconnect devices. For full descriptions, please refer to our Product Range catalogue or web site glossary.



Please refer to the Summary of Options table on page 4 for available options for each type



Operating Coils for Combined Disconnects (SDs Only)

Coil voltages ranging from 6 to 240v are available which are wound for D.C. operation. However, the majority of coils can be fitted with a bridge rectifier for use with A.C. supplies. Coils are wound with pull-in voltages (coils at 20°C) approximately 66% of the rated voltage (Continuous) or 60% (Prolonged, Intermittent or Very Intermittent), and drop-out voltage nominally greater than 10% of the rated voltage. Variations from these pull-in and drop-out figures can be engineered to suit particular applications.

Coil Ratings Terminology

Continuous (CO):

- 100% duty cycle. Continuous operation. Weakest power coil dictating that a weaker, when compared to the intermittent equivalent, return spring is used. This does not give the best switching characteristics for applications switching frequently on load.

Intermittent (INT):

- Up to 70% duty cycle, up to 15 minutes continuous energisation. High power in coil allowing strong return spring to be used, giving good switching characteristics. Typically this rating is used with magnetic latching contactors.

Prolonged (PO):

- Up to 90% duty cycle, up to 54 minutes continuous energisation. Coil is more powerful than continuous, weaker than intermittent equivalent. The return spring is stronger than continuous but weaker than intermittent.

Highly Intermittent (HO):

- Up to 25% duty cycle, up to 3 minutes continuous energisation. Highest power in coil allowing strongest return spring to be used, giving good switching characteristics.

Summary of Options Available

ED Types

Contactor Type	General Options							Contact Options	
	Auxiliary Contacts 'A'	Magnetic Blowouts 'B'	Closed Contact Housing		Environmentally Protected to IP55 'P'	EE Type (Steel Shroud) 'EE'	Lockable 'L'	Textured Tips 'T'	Silver Plating on Contacts ²
ED80	X	X	○	○		X	X	○	X
ED125	○	○	●		X	X	○	○	X
ED150	○	○	○		○	X	○	○	X
ED250	○	○	○		○	○	○	○	X
ED252	○	○	○		○	X	○	○	X
ED402	○	X	○		○	X	○	○	X
ED1200	○	X	X		○	X	X	X	○
ED1800	○	X	X		X	X	X	X	○
Key: Optional ○ Standard ● Not Available X									

SD Types

Contactor Type	General Options					Contact Options	Coil Options					
	Auxiliary Contacts 'A'	Magnetic Blowouts 'B'	Magnetic Blowouts High Powered 'B'	Closed Contact Housing	Magnetic Latching	Lockable 'L'	Textured Tips 'T'	AC Rectifier Board	Coil Suppression	Flying Leads 'F'	M5 Terminal Board	Vacuum Impregnation
SD150	○	○	X	○		○	X	X	○	X	X	○
SD200	○	○	○	○		X	○	○	○	○	○	○
SD250	○	○	X	○	X	○	○	X	○	X	X	○
SD300	○	○	○	○		X	○	○	○	○	○	○
Key: Optional ○ Standard ● Not Available X												

¹ Coil connection becomes polarity sensitive, ² Fitted as standard

По вопросам продаж и поддержки обращайтесь:

Архангельск (8182)63-90-72 Астана (7172)727-132 Астрахань (8512)99-46-04 Барнаул (3852)73-04-60 Белгород (4722)40-23-64 Брянск (4832)59-03-52 Владивосток (423)249-28-31 Волгоград (844)278-03-48 Вологда (8172)26-41-59 Воронеж (473)204-51-73 Екатеринбург (343)384-55-89 Иваново (4932)77-34-06 Ижевск (3412)26-03-58 Казань (843)206-01-48 Калининград (4012)72-03-81 Калуга (4842)92-23-67 Кемерово (3842)65-04-62 Киров (8332)68-02-04 Краснодар (861)203-40-90 Красноярск (391)204-63-61 Курск (4712)77-13-04 Липецк (4742)52-20-81 Магнитогорск (3519)55-03-13 Москва (495)268-04-70 Мурманск (8152)59-64-93 Набережные Челны (8552)20-53-41 Нижний Новгород (831)429-08-12 Новокузнецк (3843)20-46-81 Новосибирск (383)227-86-73 Омск (3812)21-46-40 Орел (4862)44-53-42 Оренбург (3532)37-68-04 Пенза (8412)22-31-16 Пермь (342)205-81-47 Ростов-на-Дону (863)308-18-15 Рязань (4912)46-61-64 Самара (846)206-03-16 Санкт-Петербург (812)309-46-40 Саратов (845)249-38-78 Севастополь (8692)22-31-93 Симферополь (3652)67-13-56 Смоленск (4812)29-41-54 Сочи (862)225-72-31 Ставрополь (8652)20-65-13 Сургут (3462)77-98-35 Тверь (4822)63-31-35 Томск (3822)98-41-53 Тула (4872)74-02-29 Тюмень (3452)66-21-18 Ульяновск (8422)24-23-59 Уфа (347)229-48-12 Хабаровск (4212)92-98-04 Челябинск (351)202-03-61 Череповец (8202)49-02-64 Ярославль (4852)69-52-93


SW Contactors Stud Series

Current		Type
Interrupted	Uninterrupted	
80	80	SW60
100	125	SW80
125	125	SW120
150	200	SW180
250	400	SW200

SU Contactors Stud Series

100	100	SU60
150	200	SU80
250	350	SU280

Introducing Our Stud Contactor Series

Our stud contactor series includes our established SW60, SW80, SW120, SW180, SW190, SW200 products as well as our modern SU60, SU80 and SU280 series of contactors. Designed for direct current loads, they can be utilised in all scopes of application including electric vehicles and power distribution systems. All series are also suitable for Interrupted and Uninterrupted loads:

- An Interrupted current is when a switch is used to open and close on load. Frequent switching of load current can result in increased contact resistance, which therefore may affect the contactor thermal current rating.
- An Uninterrupted current is when a switch has no or limited load switching requirements and maintains a lower contact resistance.

Our stud contactors feature double breaking main contacts with silver alloy contact tips, which are weld resistant, hard wearing and have excellent conductivity. Furthermore, they are not polarity sensitive and therefore can be used for switching A.C. currents. Electrical connections follow industry standards, with 4.7mm or 6.3mm spades, plug or screw terminal fitting or flying leads. The series include type configurations that are suitable for Normally Open, Normally Closed, Single or Double Throw and Motor Reversing applications as well as full customisation options.

Spare Parts

A full range of spare parts for servicing of existing Albright stud series contactors are available. These include contacts, top covers and coil assemblies, and additionally we offer complete spare contact kits. P type contactors e.g. SW80P, are non-serviceable, as disassembling the contactor compromises their IP66 seal.

Contactors are typically safety critical devices and the use of genuine spare parts is strongly advised to ensure reliability.



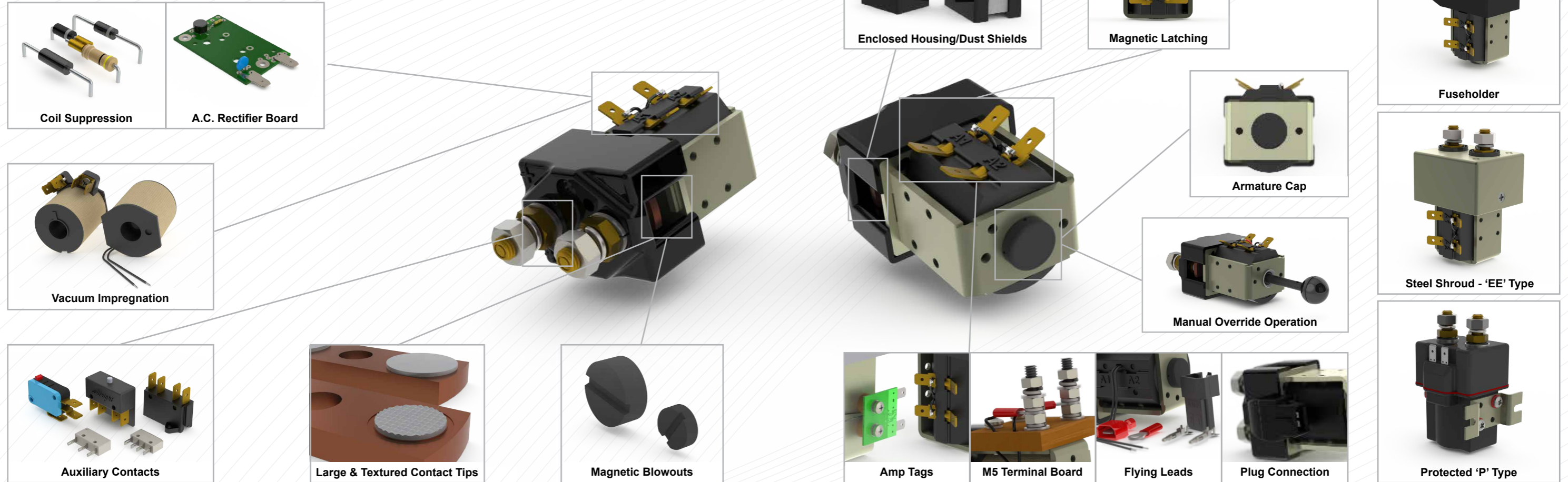
По вопросам продаж и поддержки обращайтесь:

Архангельск (8182)63-90-72 Астана (7172)727-132 Астрахань (8512)99-46-04 Барнаул (3852)73-04-60 Белгород (4722)40-23-64 Брянск (4832)59-03-52 Владивосток (423)249-28-31 Волгоград (844)278-03-48 Вологда (8172)26-41-59 Воронеж (473)204-51-73 Екатеринбург (343)384-55-89 Иваново (4932)77-34-06 Ижевск (3412)26-03-58 Казань (843)206-01-48 Калининград (4012)72-03-81 Калуга (4842)92-23-67 Кемерово (3842)65-04-62 Киров (8332)68-02-04 Краснодар (861)203-40-90 Красноярск (391)204-63-61 Курск (4712)77-13-04 Липецк (4742)52-20-81 Магнитогорск (3519)55-03-13 Москва (495)268-04-70 Мурманск (8152)59-64-93 Набережные Челны (8552)20-53-41 Нижний Новгород (831)429-08-12 Новокузнецк (3843)20-46-81 Новосибирск (383)227-86-73 Омск (3812)21-46-40 Орел (4862)44-53-42 Оренбург (3532)37-68-04 Пенза (8412)22-31-16 Пермь (342)205-81-47 Ростов-на-Дону (863)308-18-15 Рязань (4912)46-61-64 Самара (846)206-03-16 Санкт-Петербург (812)309-46-40 Саратов (845)249-38-78 Севастополь (8692)22-31-93 Симферополь (3652)67-13-56 Смоленск (4812)29-41-54 Сочи (862)225-72-31 Ставрополь (8652)20-65-13 Сургут (3462)77-98-35 Тверь (4822)63-31-35 Томск (3822)98-41-53 Тула (4872)74-02-29 Тюмень (3452)66-21-18 Ульяновск (8422)24-23-59 Уфа (347)229-48-12 Хабаровск (4212)92-98-04 Челябинск (351)202-03-61 Череповец (8202)49-02-64 Ярославль (4852)69-52-93

Albright International Stud Contactor Series

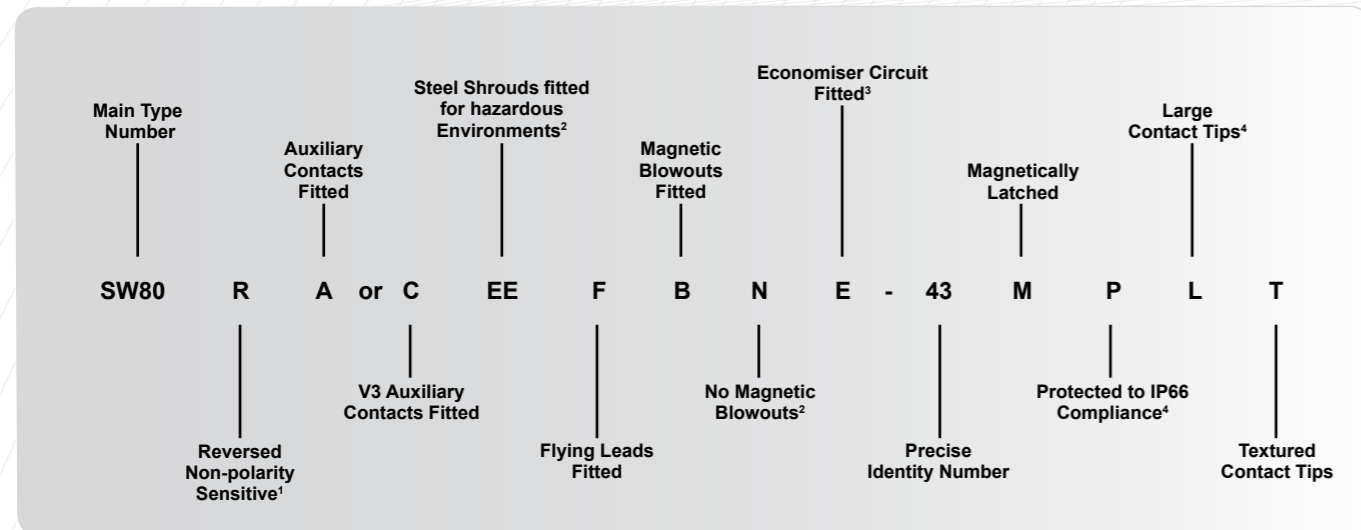
Stud Contactor Options

The options featured are available for our stud contactor series. For full descriptions, please refer to our Product Range catalogue or web site glossary.



Albright Stud Contactor Part Number

Our stud contactors are divided into series and then grouped into types based on thermal current specification which are comprised of contactor configurations e.g. Single Pole, Single Throw. The part number is completed by a unique identity number and the specification of the contactor indicated by letter suffixes. The diagram below details the options and associated suffixes which are relevant to the stud contactor series. For a detailed description of options refer to the Albright Product Range Catalogue.



¹ SW200 Series Only, ² SW120, SW121 & SW132 Series Only, ³ Specific types only, ⁴ Not applicable to busbar contactors

Operating Coils

Coil voltages ranging from 6 to 240v are available which are wound for D.C. operation. However, the majority of coils can be fitted with a bridge rectifier for use with A.C. supplies. Coils are wound with pull-in voltages (coils at 20°C) approximately 66% of the rated voltage (Continuous) or 60% (Prolonged, Intermittent Or Very Intermittent), and drop-out voltage nominally greater than 10% of the rated voltage. Variations from these pull-in and drop-out figures can be engineered to suit particular applications.

Coil Ratings Terminology

Continuous (CO):

- 100% duty cycle. Continuous operation. Weakest power coil dictating that a weaker, when compared to the intermittent equivalent, return spring is used. This does not give the best switching characteristics for applications switching frequently on load.

Prolonged (PO):

- Up to 90% duty cycle, up to 54 minutes continuous energisation. Coil is more powerful than continuous, weaker than intermittent equivalent. The return spring is stronger than continuous but weaker than intermittent.

Intermittent (INT):

- Up to 70% duty cycle, up to 15 minutes continuous energisation. High power in coil allowing strong return spring to be used, giving good switching characteristics. Typically this rating is used with magnetic latching contactors.

Highly Intermittent (HO):

- Up to 25% duty cycle, up to 3 minutes continuous energisation. Highest power in coil allowing strongest return spring to be used, giving good switching characteristics.

Albright International Stud Contactor Series

Summary of Options Available

SW60 Series

Contactor Type	Description	Maximum Continuous Current Thermal Rating		General Options										Contact Options		Coil Options							
		Interrupted Current	Uninterrupted Current	Armature Cap ⁸	Auxiliary Contacts ⁵		Blowouts 'B' ¹		Enclosed Housing	Mounting Brackets ⁶	Magnetic Latching 'M' ²	Steel Shroud 'EE'	Protected to IP66 'P'	Large Contact Tips 'L'	Textured Tips 'T'	AC Rectifier Board	Coil Suppression ²	Flying Leads 'F'	Manual Override Operation	M4 Stud Terminal	M5 Terminal Board	Plug ⁴	Vacuum Impregnation
					'A'	'C' (V4)	Normal	High Powered															
SW60	Single Pole Single Throw Normally Open	80 Amperes		X	o	o	o	X	o ⁷	o	o	X	o	X	X	X	o	X	X	o	X	o	X
SW61	Single Pole Double Throw	80 Amperes		X	o	o	o	X	o ⁷	o	o	X	X	X	X	X	o	X	X	o	X	o	X
SW63	Single Pole Single Throw Normally Closed	80 Amperes		X	o	o	o	X	o ⁷	o	X ³	X	o	X	X	X	o	X	X	o	X	o	X
SW64	2 x SW60 on Double Bracket	80 Amperes		X	o	o	o	X	o ⁷	●	o	X	o	X	X	X	o	X	X	o	X	o	X
SW66	2 x SW61 on Double Bracket for Motor Reversing	80 Amperes		X	o	o	o	X	o ⁷	●	o	X	X	X	X	X	o	X	X	o	X	o	X
SW68	Double Pole Single Throw Normally Open	80 Amperes		X	X	X	X	X	●	o	o	X	o	X	X	X	o	X	X	o	X	o	X
SW688	2 x SW68	80 Amperes		X	X	X	X	X	●	●	o	X	o	X	X	X	o	X	X	o	X	o	X
DC64P	Monoblock, 2 x SW60 - IP66 compliant	80 Amperes		X	X	X	X	X	●	●	o	X	●	X	X	X	o	X	X	o	X	X	X
DC66P	Monoblock, Single Pole Double Throw for Motor Reversing - IP66 compliant	80 Amperes		X	X	X	X	X	●	●	o	X	●	X	X	X	o	X	X	o	X	X	X

Key: Optional o Standard ● Not Available X

¹ Main contacts may become polarity sensitive, refer to + positive marking on the contactor top cover, ² Coil connection becomes polarity sensitive, ³ Magnetic Latching not suitable for Normally Closed - please select Normally Open equivalent, ⁴ Plug to fit Tyco part 282189 (female component). Not compatible with 'P' types, ⁵ Auxiliaries not available for 'P' types, ⁶ All 'P' types fitted with bracket (refer to individual catalogue data sheets for details), ⁷ Enclosed top cover standard when no blowouts are fitted, ⁸ Bottom Cover is fitted as standard

SW80 Series

Contactor Type	Description	Maximum Continuous Current Thermal Rating		General Options										Contact Options		Coil Options							
		Interrupted Current	Uninterrupted Current	Armature Cap	Auxiliary Contacts ⁵		Blowouts 'B' ¹		Enclosed Housing	Mounting Brackets ⁶	Magnetic Latching 'M' ²	Steel Shroud 'EE'	Protected to IP66 'P'	Large Contact Tips 'L'	Textured Tips 'T'	AC Rectifier Board	Coil Suppression ²	Flying Leads 'F' ⁷	Manual Override Operation	M4 Stud Terminal	M5 Terminal Board	Plug ⁴	Vacuum Impregnation
					'A'	'C' (V3)	Normal	High Powered															
SW80	Single Pole Single Throw Normally Open	100 Amperes	125 Amperes	o	o	o	o	o	o	o	o	o	o	o	o	o	o	o	o	P	o	o	o
SW82	Double Pole Single Throw Normally Open	100 Amperes		o	X	X	X	X	o ⁹	o	o	o	o	o	o	o	o	o	o	P	o	o	o
SW822	Paired Double Pole Single Throw for Motor Reversing	100 Amperes		o	X	X	X	X	o ⁹	●	o	X	o	o	o	o	o	o	o	P	o	o	o
SW84	Single Pole Double Throw	100 Amperes	125 Amperes N/O 100 Amperes N/C	o	o	o	o	o	o	o	o	X	X	o	o	o	o	o	X	o	o	o	
SW85	Single Pole Single Throw Normally Closed	100 Amperes		X	o	o	o	o	o	o	X	o	o	o	o	o	o	X	P	o	o	o	
SW86	2 x SW84	100 Amperes	125 Amperes N/O 100 Amperes N/C	o	o	o	o	o	o	●	o	X	X	o	o	o	o	o	X	o	o	o	
DC88	Monoblock Single Pole Double Throw for Motor Reversing	100 Amperes		o	o	X	o	o	o ⁹	●	o	o	o	o	o	o	o	o	P	o	o	o	
SW88	2 x SW84 on Common Bracket for Motor Reversing	100 Amperes		o	o	o	o	o	o	●	o	X	X	o	o	o	o	o	X	o	o	o	
DC90	Monoblock, 1 x SW80 & 1 x SW84	100 Amperes	125 Amperes N/O 100 Amperes N/C	o	o	X	o	o	o ⁹	●	o	X	X	o	o	o	o	o	X	o	o	o	
SW90	1 x SW80 & 1 x SW84 on Double Bracket	100 Amperes	125 Amperes N/O 100 Amperes N/C	o	o	o	o	o	o	●	o	X	X	o	o	o	o	o	X	o	o	o	
DC92	Monoblock, 2 x SW80	100 Amperes	125 Amperes	o	o	X	o	o	o ⁹	●	o	X	o	o	o	o	o	o	P	X	o	o	
SW92	2 x SW80 on Double Bracket	100 Amperes	125 Amperes	o	o	o	o	o	o	●	o	X	o	o	o	o	o	o	P	o	o	o	
SW93	2 x SW85 on Double Double Bracket	100 Amperes		X	o	o	o	o	o	●	X	X	o	o	o	o	o	X	P	o	o	o	
SW95	1 x SW80 + 1 x SW82	100 Amperes		o	o ⁸	o ⁸	o ⁸	o ⁸	o ⁹	●	o	X	o	o	o	o	o	o	P	o	o	o	
SW96	1 x SW80 + 1 x SW85	100 Amperes		o ⁸	o	o	o	o	o	●	o ^{3,8}	X	o	o	o	o	o	o ⁸	P	o	o	o	

Key: Optional o Standard ● Not Available X Optional for P Type Only P

¹ Main contacts may become polarity sensitive, refer to + positive marking on the contactor top cover, ² Coil connection becomes polarity sensitive, ³ Magnetic Latching not suitable for Normally Closed - please select Normally Open equivalent, ⁴ Plug to fit Tyco part 282189 (female component). Not compatible with P types, ⁵ Auxiliaries not available for 'P' types, ⁶ All 'P' types fitted with bracket (refer to individual catalogue data sheets for details), ⁷ Flying Leads cannot be added to 'P' type contactors unless soldered to the spades or separate cable assembly applied ⁸ On SW80 side only, ⁹ Dust shields on Double Pole and Paired variants,

Albright International Stud Contactor Series

SW120 Series

Contactor Type	Description	Maximum Continuous Current Thermal Rating		General Options									Contact Options		Coil Options								
		Interrupted Current	Uninterrupted Current	Armature Cap	Auxiliary Contacts		Blowouts 'B' ¹		Dust Shields	Mounting Brackets	Magnetic Latching 'M' ²	Steel Shroud 'EE'	Protected to IP66 'P'	Large Contact Tips 'L'	Textured Tips 'T'	AC Rectifier Board	Coil Suppression ²	Flying Leads 'F'	Manual Override Operation	M4 Stud Terminal	M5 Terminal Board	Plug	Vacuum Impregnation
					'A'	'C' (V3)	Normal	High Powered															
SW120	Double Pole Single Throw Normally Open	125 Amperes		o	o	o	X	X	o	o	o	X	X	o	o	o	o	o	o	X	o	X	o
SW121	Double Pole Double Throw	125 Amperes N/O 100 Amperes N/C	125 Amperes N/O 125 Amperes N/C	X	o	o	X	X	o	o	o	X	X	o	o	o	o	o	X	X	o	X	o
SW122	2 x SW120 on Common Bracket for Motor Reversing	125 Amperes		o	o ⁴	o ⁴	X	X	o	●	o	X	X	o	o	o	o	o	o	X	o	X	o
SW123	2 x SW121 on Common Bracket	125 Amperes N/O 100 Amperes N/C	125 Amperes N/O 125 Amperes N/C	X	o	o	X	X	o	●	o	X	X	o	o	o	o	o	X	X	o	X	o
SW132	Double Pole Single Throw Normally Closed	100 Amperes		o	o	o	X	X	o	o	X ³	X	X	o	o	o	o	o	X	X	o	X	o
SW133	2 x SW132 on Common Bracket	125 Amperes		o	o	o	X	X	o	●	X ³	X	X	o	o	o	o	o	X	X	o	X	o

Key: Optional o Standard ● Not Available X

¹ Main contacts may become polarity sensitive, refer to + positive marking on the contactor top cover, ² Coil connection becomes polarity sensitive, ³ Magnetic Latching not suitable for Normally Closed - please select Normally Open equivalent, ⁴ Links cannot be fitted when 'A' or 'C' auxiliary fitted.

Note: Two Special versions, SW121E and SW132E are available. These contactors are designed for mains failure changeover duty and are fitted with economy resistors which are intended for continuous energisation with minimum coil power consumption.

SW180 Series

Contactor Type	Description	Maximum Continuous Current Thermal Rating		General Options									Contact Options		Coil Options								
		Interrupted Current	Uninterrupted Current	Armature Cap	Auxiliary Contacts		Blowouts 'B' ¹		Enclosed Housing/ Dust Shields	Mounting Brackets	Magnetic Latching 'M' ²	Steel Shroud 'EE'	Protected to IP66 'P'	Large Contact Tips 'L'	Textured Tips 'T'	AC Rectifier Board	Coil Suppression ²	Flying Leads 'F'	Manual Override Operation	M4 Stud Terminal	M5 Terminal Board	Plug ⁴	Vacuum Impregnation
					'A'	'C' (V3)	Normal	High Powered															
SW180	Single Pole Single Throw Normally Open	150 Amperes	200 Amperes	●	o	o	o	o	o	o	o	X	o	o	o	o	o	o	o	X	o	o	o
SW181	Single Pole Double Throw	150 Amperes	200 Amperes N/O 150 Amperes N/C	●	o	o	o	o	o	o	o	X	o	o	o	o	o	o	o	X	o	o	o
DC182	Monoblock Single Pole Double Throw for Motor Reversing	150 Amperes		●	o	o	o	o	o	●	o	o	X	o	o	o	o	o	o	X	o	o	o
SW182	2 x SW181 on Common Bracket for Motor Reversing	150 Amperes	200 Amperes N/O 150 Amperes N/C	●	o	o	o	o	o	●	o	o	X	o	o	o	o	o	o	X	o	o	o
DC184	Monoblock, 2 x SW180	150 Amperes	200 Amperes	●	o	o	o	o	o	●	o	X	X	o	o	o	o	o	o	X	o	o	o
SW184	2 x SW180 on Common Bracket	150 Amperes	200 Amperes	●	o	o	o	o	o	●	o	o	X	o	o	o	o	o	o	X	o	o	o
SW185	Single Pole Single Throw Normally Closed	150 Amperes		X	o	o	o	o	o	o	X ³	o	X	o	o	o	o	o	X	X	o	o	o
SW188	2 x SW181 or 1 x SW181 + 1 x SW180	150 Amperes	200 Amperes N/O 150 Amperes N/C	●	o	o	o	o	o	●	o	o	X	o	o	o	o	o	o	X	o	o	o
SW189	2 x SW185 on Common Bracket	150 Amperes		X	o	o	o	o	o	●	X ³	o	X	o	o	o	o	o	X	X	o	o	o
SW190	Double Pole Single Throw Normally Open	150 Amperes	200 Amperes	●	o	o	o	o	o	o	o	X	o	o	o	o	o	o	o	X	o	o	o
SW192	2 x SW190 on Common Bracket for Motor Reversing	150 Amperes	200 Amperes	●	o ⁵	o ⁵	o	o	o	●	o	X	X	o	o	o	o	o	o	X	o	o	o
SW195	Double Pole Single Throw Normally Closed	150 Amperes		X	o	o	o	o	o	o	X ³	o	X	o	o	o	o	o	X	X	o	o	o

Key: Optional o Standard ● Not Available X

¹ Main contacts may become polarity sensitive, refer to + positive marking on the contactor top cover, ² Coil connection becomes polarity sensitive, ³ Magnetic Latching not suitable for Normally Closed - please select Normally Open equivalent, ⁴ Plug to fit Tyco part 282189 (female component). Not compatible with 'P' types, ⁵ Links cannot be fitted when 'A' or 'C' auxiliary fitted

Albright International Stud Contactor Series

SW200 Series

Contactor Type	Description	Maximum Continuous Current Thermal Rating		General Options										Contact Options		Coil Options							
		Interrupted Current	Uninterrupted Current	Armature Cap	Auxiliary Contacts		Blowouts 'B' ¹		Enclosed Housing/ Dust Shields	Mounting Brackets	Magnetic Latching 'M' ²	Steel Shroud 'EE'	Protected to IP66 'P'	Large Contact Tips 'L'	Textured Tips 'T'	AC Rectifier Board	Coil Suppression ²	Flying Leads 'F'	Manual Override Operation	M4 Stud Terminal	M5 Terminal Board	Plug	Vacuum Impregnation
					'A'	'C' (V3)	Normal	High Powered															
SW200	Single Pole Single Throw Normally Open	250 Amperes	400 Amperes	●	○	○	●	○	○	○	○	○	X	X	○	○	○	○	○	X	○	X	○
SW201	Single Pole Double Throw	250 Amperes	400 Amperes N/O 250 Amperes N/C	●	○	○	●	○	○	○	○	X	X	○	○	○	○	○	X	○	X	○	
SW202	2 x SW201 on Common Bracket for Motor Reversing	250 Amperes		●	○	○	●	○	○	●	○	X	X	○	○	○	○	○	X	○	X	○	
SW204	2 x SW200 on Common Bracket	250 Amperes	400 Amperes	●	○	○	●	○	○	●	○	X	X	X	○	○	○	○	X	○	X	○	
SW205	2 x SW201 on common Bracket	250 Amperes	400 Amperes N/O 250 Amperes N/C	●	○	○	●	○	○	●	○	X	X	X	○	○	○	○	X	○	X	○	
SW208	3 x SW200 on Common Bracket	250 Amperes	400 Amperes	●	○	○	●	○	○	●	○	X	X	X	○	○	○	○	X	○	X	○	
SW210	Single Pole Single Throw Normally Closed	250 Amperes		X	○	○	●	○	○	○	X ³	○	X	X	○	○	○	X	X	○	X	○	
SW213	3 x SW210 on Common Bracket	250 Amperes		●	○	○	●	○	○	●	X ³	X	X	X	○	○	○	X	X	○	X	○	
SW214	2 x SW210 on Common Bracket	250 Amperes		X	○	○	●	○	○	●	X ³	X	X	X	○	○	○	X	X	○	X	○	
SW215	Single Pole Double Throw Normally Closed on Stud Contacts	250 Amperes		●	○	○	●	○	○	○	○	X	X	○	○	○	○	○	X	○	X	○	

Key: Optional ○ Standard ● Not Available X

¹ Main contacts may become polarity sensitive, refer to + positive marking on contactor top cover, ² Coil connection becomes polarity sensitive, ³ Magnetic Latching not suitable for Normally Closed - please select Normally Open equivalent

Note: Normal blowouts fitted as standard for the SW200 series, where not required 'N' is utilised in the part numbering e.g. SW200N-1.

SU Series

Contactor Type	Description	Maximum Continuous Current Thermal Rating		General Options										Contact Options		Coil Options							
		Interrupted Current	Uninterrupted Current	Armature Cap	Auxiliary Contacts ⁵		Blowouts 'B' ¹		Enclosed Housing/ Dust Shields	Mounting Brackets ⁶	Magnetic Latching 'M' ²	Steel Shroud 'EE'	Protected to IP66 'P' ⁵	Large Contact Tips 'L'	Textured Tips 'T'	AC Rectifier Board	Coil Suppression ²	Flying Leads 'F'	Manual Override Operation	M4 Stud Terminal	M5 Terminal Board	Plug ⁴	Vacuum Impregnation
					'A'	'C' (V3)	Normal	High Powered															
SU60	Single Pole Single Throw Normally Open	100 Amperes		X	○	X	○	X	● ⁷	○	○	X	○	○	○	X	○	X	X	○	X	○	X
SU80	Single Pole Single Throw Normally Open	150 Amperes	200 Amperes	○	○	○	○	○	○	○	○	○	○	○	○	○	○	○	P	○	○	○	
SU190	Double Pole Single Throw Normally Open	250 Amperes	350 Amperes	●	X	X	○	○	X	○	○	X	○	○	○	○	○	○	X	○	○	○	
SU192	2 x SU190 on Common Bracket for Motor Reversing	250 Amperes	350 Amperes	●	X	X	○	○	X	●	○	X	X	○	○	○	○	○	X	○	○	○	
SU280	Single Pole Single Throw Normally Open	250 Amperes	350 Amperes	●	○	○	○	○	○	○	○	○	○	○	○	○	○	○	X	○	○	○	
SU284	2 x SU280	250 Amperes	350 Amperes	●	○	○	○	○	○	●	○	X	○	○	○	○	○	○	X	○	○	○	
SU285	Single Pole Single Throw Normally Closed	250 Amperes		●	○	○	○	○	○	●	X ³	○	○	○	○	○	○	X	X	○	○	○	

Key: Optional ○ Standard ● Not Available X Optional for P Type Only P

¹ Main contacts may become polarity sensitive, refer to + positive marking on contactor top cover, ² Coil connection becomes polarity sensitive, ³ Magnetic Latching not suitable for Normally Closed - please select Normally Open equivalent, ⁴ Plug to fit Tyco part 282189 (female component). Not compatible with 'P' types, ⁵ Auxiliaries not available for 'P' types,

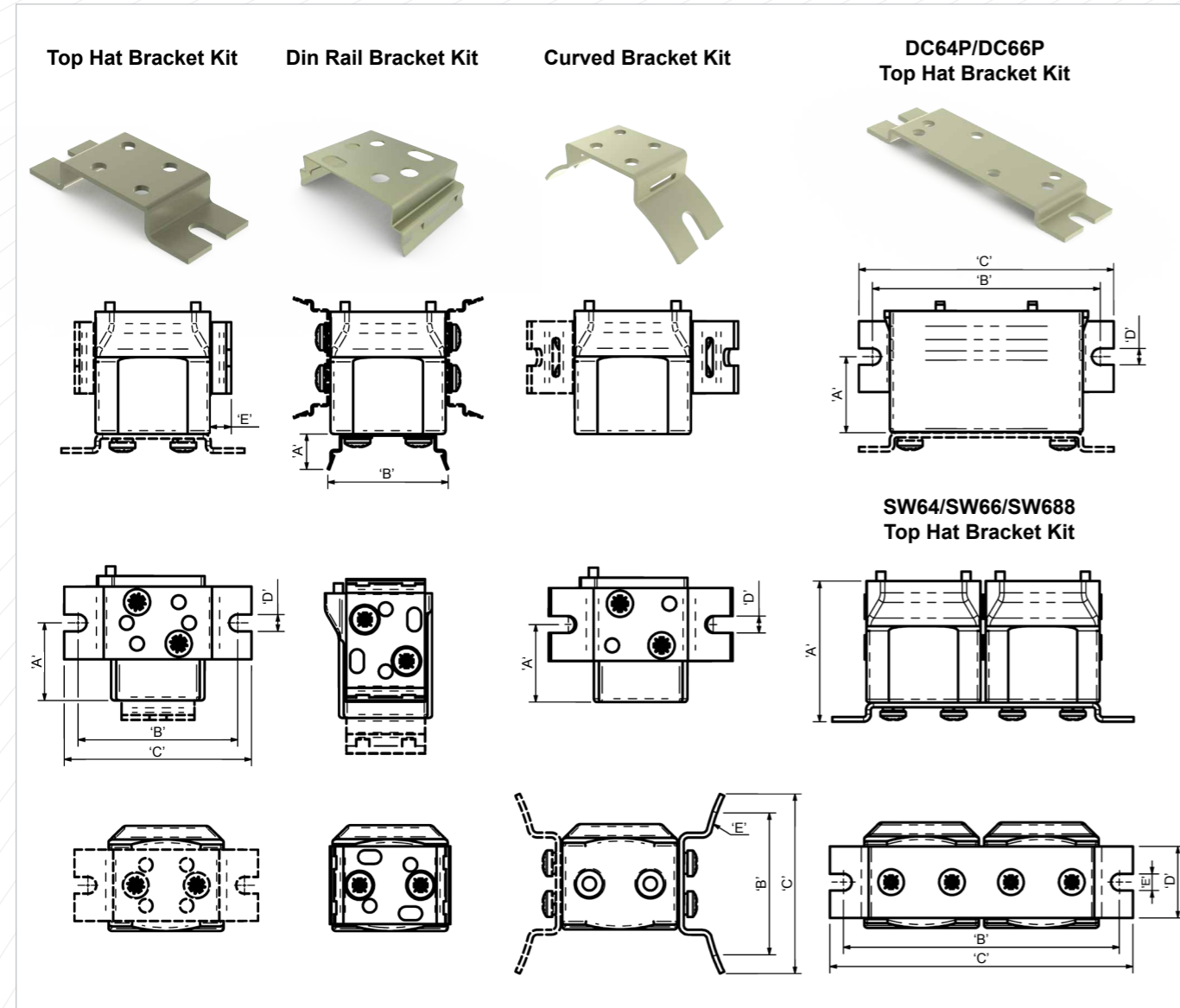
⁶ All 'P' types fitted with bracket (refer to individual catalogue data sheets for details), ⁷ Enclosed top cover standard when no blowouts fitted

Albright International Stud Contactor Series

Mounting Bracket Options

Mounting is by means of tapped holes in the switch frame or with a range of mounting brackets (complete with screws and washers). In the event that these would not be suitable Albright can design and manufacture customer specific solutions. Our most popular mounting bracket options are detailed as follows. Full outline drawings showing contactor part numbers with fitted bracket are available on request. **Further bracket options are available, contact our Technical Department for information.**

SW60 Series



Bracket Dimensions

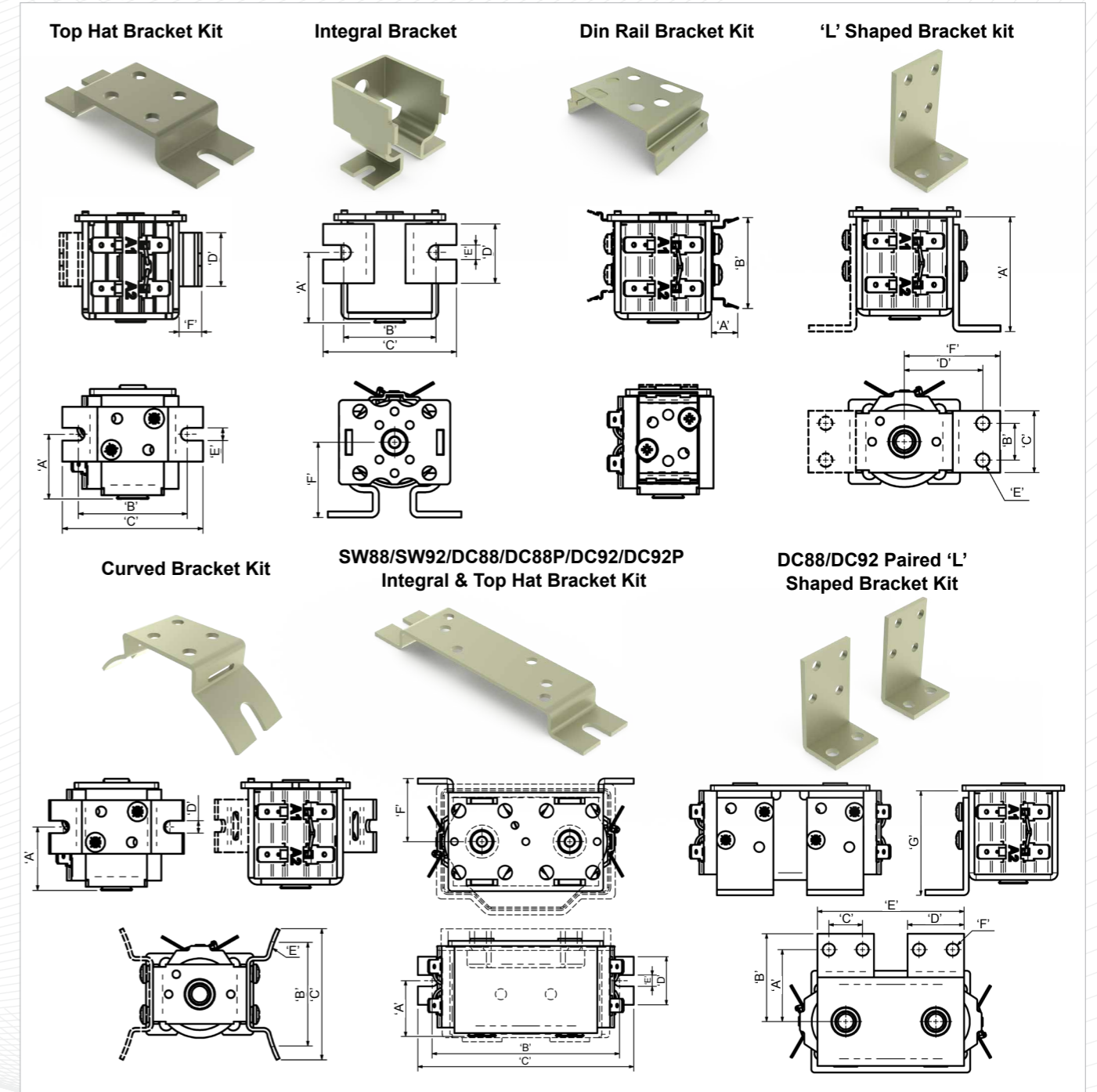
Contactor Series/Type: SW60 & SU60						
	Top Hat Bracket Kit		Din Rail Bracket Kit		Curved Bracket Kit	
	Part 3060-94		Part 3060-340		Part 3060-382A	
	mm	inches	mm	inches	mm	inches
A	23.7	0.93	11.0	0.43	23.7	0.93
B	48.7	1.91	38	1.50	44.2	1.74
C	57	2.24	-	-	56	2.20
D	5.2	0.20	-	-	5.2	0.20
E	6.5	0.26	-	-	R56	R2.20

Contactor Type: SW64, SW66 & SW68		
	Top Hat Bracket	
	Part assigned with contactor	
	mm	inches
A	44	1.73
B	86.1	3.39
C	95	3.74
D	22.2	0.87
E	5.2	0.20

Contactor Type: DC64P & DC66P		
	Top Hat Bracket	
	Part assigned with contactor	
	mm	inches
A	23.9	0.94
B	71.5	2.81
C	80	3.15
D	5.2	0.20

Please Note: All bracket kits include screws and washers. Brackets can be supplied separately or fitted to contactor at point of manufacture. Integral brackets and brackets for P types factory fitted only. Contactor CAD Data available on request.

SW80 Series & SU80 Type Bracket Options

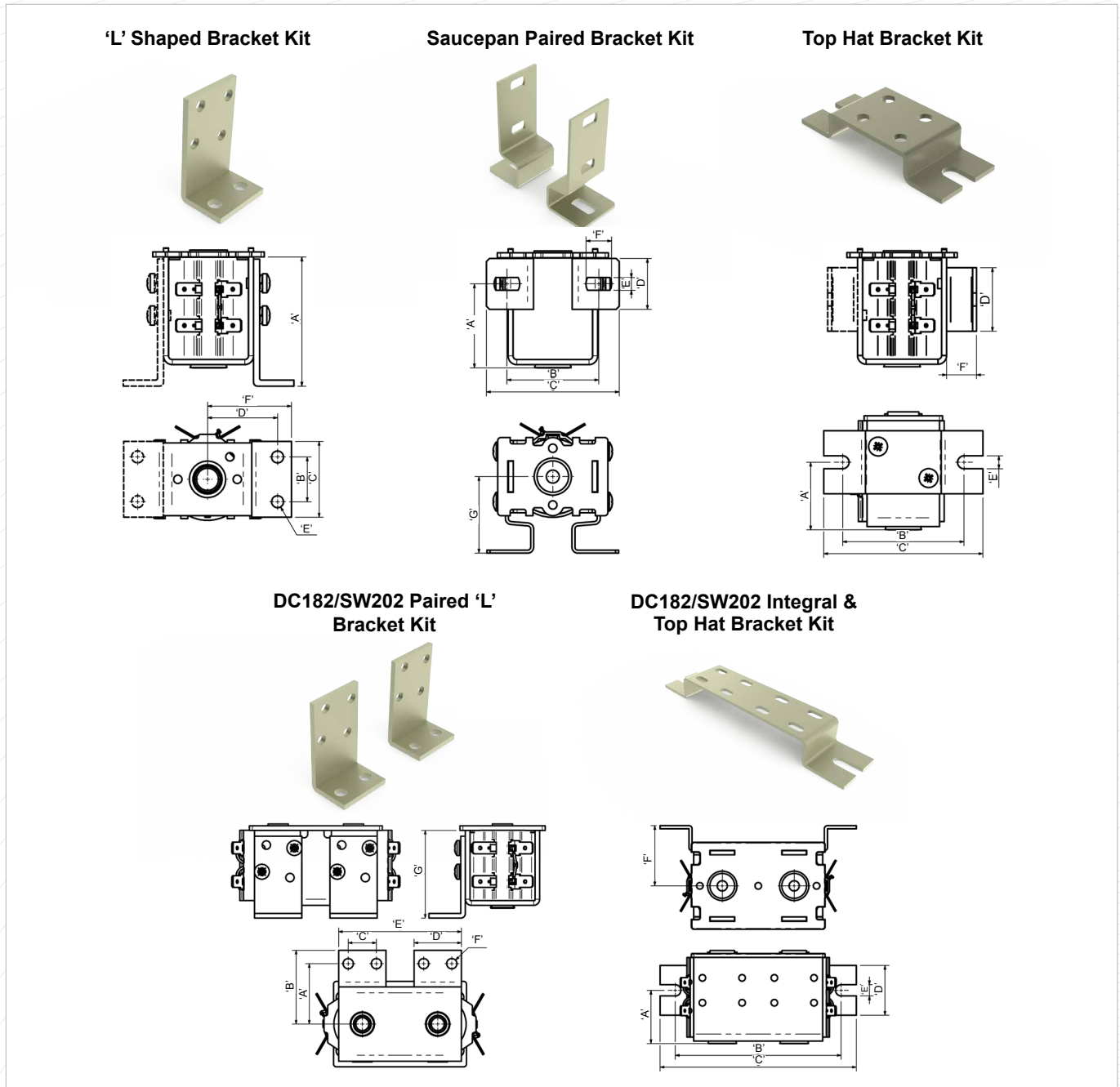


Bracket Dimensions

Contactor Series/Type: SW80, SU80														
	Top Hat Bracket Kit		Integral Bracket		DIN Bracket Kit		'L' Shape Bracket Kit		Curved Bracket Kit		DC88/DC88P/SW88 Integral & Top Hat Bracket		DC88/DC92 'L' Shaped Paired Bracket Kit	
	Part 2126-48A		Part assigned with contactor		Part 2071-428		Part 2070-40		Part 2070-983A		Part assigned with contactor		Part 2072-447	
	mm	inches	mm	inches	mm	inches	mm	inches	mm	inches	mm	inches	mm	inches
A	26.3	1.04	29	1.14	11.0	0.43	47	1.85	26.3	1.04	26*/28†	1.02*/1.1†	32	1.26
B	44.3	1.74	38.1	1.50	38	1.50	15.1	0.59	44.2	1.74	86.4	3.4	40	1.57
C	57	2.24	55	2.17	-	-	25.4	1.00	56	2.20	100	3.94	15.1	0.59
D	22.2	0.87	24	0.94	-	-	32.4	1.28	5.2	0.20	22	0.86	25.4	1.00
E	5.2	0.20	6.0	0.24	-	-	Ø5.5	Ø0.22	R56	R2.20	5.2	0.2	66	2.60
F	9.4	0.37	31	1.22	-	-	39.5	1.56	-	-	29*/31.5†	1.14*/1.24†	Ø5.5	Ø0.27
G	-	-	-	-	-	-	-	-	-	-	-	-	47	1.85

* Figure for DC88/SW88/SW92, † Figure For DC88P/DC92P

SW120, SW180, SW200 Series and SU280 Type Bracket Options



Contactor Series/Type: SW120, SW180 & SU280										
	Top Hat Bracket Kit		'L' Shaped Bracket Kit		Saucepan Paired Bracket Kit		SW182/DC182 Integral & Top Hat Bracket Kit		SW182/DC182 'L' Shaped Bracket Kit	
	Part 2159-47		Part 2155-165		Part 2065-167A		Part assigned with contactor		Part 2155-165	
	mm	inches	mm	inches	mm	inches	mm	inches	mm	inches
A	34.0	1.34	64	2.52	41.9	1.65	34*/35.9†	1.34*/1.41†	35.4	1.39
B	61.1	2.40	22.5	0.89	45.8	1.80	105.7*/106.2†	4.16*/4.18†	42.4	1.67
C	80	3.15	38	1.50	66	2.60	125.1*/125.6†	4.93*/4.94†	22.5	0.88
D	32	1.26	35.4	1.39	25.4	1.00	31.8	1.25	38.1	1.50
E	6.5	0.26	Ø6.0	Ø0.24	6.3	0.25	7.1	0.28	84	3.30
F	15.0	0.59	42	1.65	12.8	0.50	39*/38.4†	1.54*/1.51†	Ø6.0	Ø0.24
G	-	-	-	-	38.7	1.52	-	-	64	2.52

Contactor Series/Type: SW200 & SW202										
	Top Hat Bracket Kit		'L' Shaped Bracket Kit		Saucepan Paired Bracket Kit		SW202 Top Hat Bracket Kit		SW202 'L' Shaped Bracket Kit	
	Part 2028-551A		Part 2155-165		Part 2065-167A		Part assigned with contactor		Part 2 x 2155-165	
	mm	inches	mm	inches	mm	inches	mm	inches	mm	inches
A	44.2	1.74	72	2.83	52.0	2.05	42.3	1.66	42.2	1.66
B	75.0	2.95	22.5	0.89	59.5	2.34	133.3	5.25	49	1.93
C	102	4.01	38	1.50	80	3.15	159	6.26	22.5	0.89
D	32	1.26	42.2	1.66	25.4	1.00	31.8	1.25	38.1	1.50
E	7.1	0.28	Ø6.0	Ø0.24	6.3	0.25	7.1	0.28	95	3.74
F	-	-	49.2	1.94	12.8	0.50	47	1.85	Ø6.0	Ø0.24
G	-	-	-	-	38.7	1.52	-	-	72	2.83

По вопросам продаж и поддержки обращайтесь:

Архангельск (8182)63-90-72 Астана (7172)727-132 Астрахань (8512)99-46-04 Барнаул (3852)73-04-60 Белгород (4722)40-23-64 Брянск (4832)59-03-52 Владивосток (423)249-28-31 Волгоград (844)278-03-48 Вологда (8172)26-41-59 Воронеж (473)204-51-73 Екатеринбург (343)384-55-89 Иваново (4932)77-34-06 Ижевск (3412)26-03-58 Казань (843)206-01-48 Калининград (4012)72-03-81 Калуга (4842)92-23-67 Кемерово (3842)65-04-62 Киров (8332)68-02-04 Краснодар (861)203-40-90 Красноярск (391)204-63-61 Курск (4712)77-13-04 Липецк (4742)52-20-81 Магнитогорск (3519)55-03-13 Москва (495)268-04-70 Мурманск (8152)59-64-93 Набережные Челны (8552)20-53-41 Нижний Новгород (831)429-08-12 Новокузнецк (3843)20-46-81 Новосибирск (383)227-86-73 Омск (3812)21-46-40 Орел (4862)44-53-42 Оренбург (3532)37-68-04 Пенза (8412)22-31-16 Пермь (342)205-81-47 Ростов-на-Дону (863)308-18-15 Рязань (4912)46-61-64 Самара (846)206-03-16 Санкт-Петербург (812)309-46-40 Саратов (845)249-38-78 Севастополь (8692)22-31-93 Симферополь (3652)67-13-56 Смоленск (4812)29-41-54 Сочи (862)225-72-31 Ставрополь (8652)20-65-13 Сургут (3462)77-98-35 Тверь (4822)63-31-35 Томск (3822)98-41-53 Тула (4872)74-02-29 Тюмень (3452)66-21-18 Ульяновск (8422)24-23-59 Уфа (347)229-48-12 Хабаровск (4212)92-98-04 Челябинск (351)202-03-61 Череповец (8202)49-02-64 Ярославль (4852)69-52-93